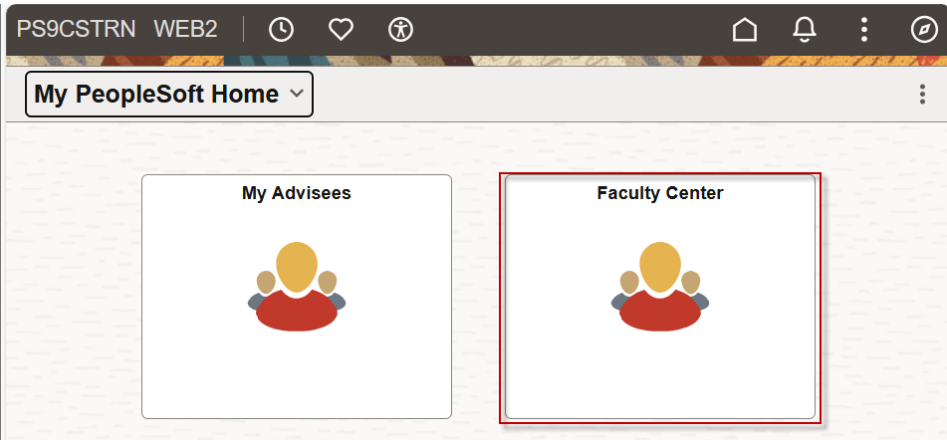
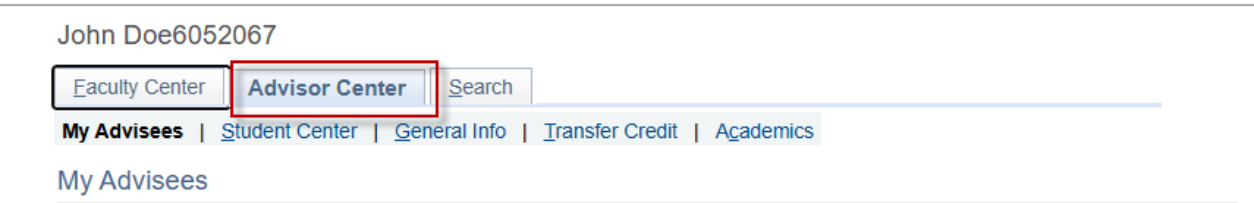


View Program Advisor

To view the academic advisor and/or advisors assigned to the student:



1. Click the **Faculty Center** tile.



2. Click the **Advisor Center** tab,

Job Aid

John Doe6052067

[Faculty Center](#) [Advisor Center](#) [Search](#)



[My Advisees](#) [Student Center](#) [General Info](#) [Transfer Credit](#) [Academics](#)

My Advisees

Select display option


☒ Link to Photos

☐ Include photos in list

Personalize Find  				
	Notify	Name	ID	View Student Details
1	<input type="checkbox"/>	John Doe6062584	6062584	View Student Details
2	<input type="checkbox"/>	John Doe6070877	6070877	View Student Details
3	<input type="checkbox"/>	John Doe6122352	6122352	View Student Details
4	<input type="checkbox"/>	John Doe6135340	6135340	View Student Details
5	<input type="checkbox"/>	John Doe6187691	6187691	View Student Details

Notify Selected Advisees

Notify All Advisees

 [Go to top](#)

- Click the **View Student Details** link.

▼ **Advisor**

Program Advisor

John Doe6052067
504/6052067

John Doe6064219
504/6064219

John Doe6087984
504/6087984

John Doe6136850
504/6136850

John Doe6171221
504/6171221

[Details ►](#)

- The **Advisor(s)** assigned to the student displays in the **Advisor** block on the right of the screen.

Click the **Details** link.

Advisors

John Doe6062584

Academic Program Microbiology, Immun & Para, NP

Advisor Name	Phone
John Doe6052067	504/605-2067
John Doe6064219	504/606-4219
John Doe6087984	504/608-7984
John Doe6136850	504/613-6850
John Doe6171221	504/617-1221

5. The **Advisors** details page displays as well as the student's *Academic Program* and *Specialization*.

Advisors

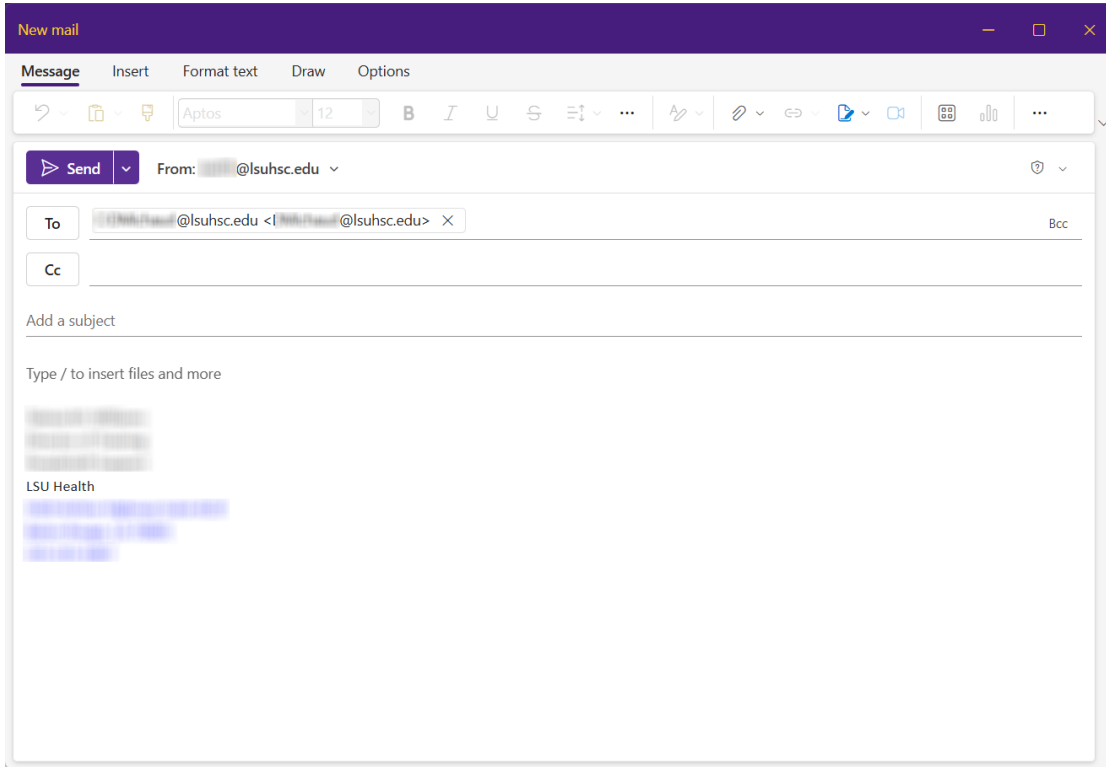
John Doe6062584

Academic Program Microbiology, Immun & Para, NP

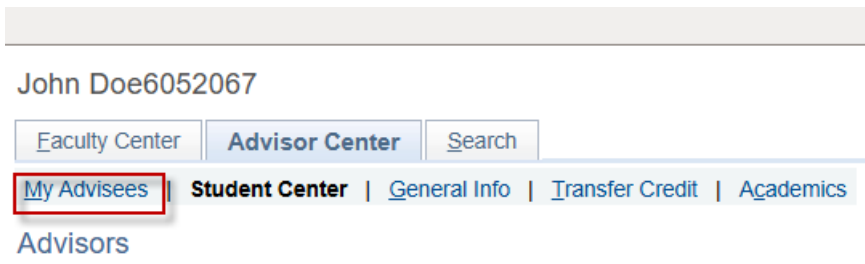
Advisor Name	Phone
John Doe6052067	504/605-2067
John Doe6064219	504/606-4219
John Doe6087984	504/608-7984
John Doe6136850	504/613-6850
John Doe6171221	504/617-1221

6. If you wish to send email to the advisor, click on the **Advisor Name** link.

Job Aid



- The Advisor's email address defaults into the **To...** field. Enter the appropriate email information and then click the **Send** button.



- After the email is sent, you are returned to the Advisor detail page. Click the **My Advisees** tab return to **My Advisees** page.